

EZTF

Easy Tire Fitting Fixture



Simple fixture for manual and easy tire fitting



SPECIFICATIONS :

Range :	12" to 32" wheels up to 100 mm rim width
Production capacity :	Up to 150 Wheels/hour depending on operator
Working air pressure :	None
Electrical connexion :	None
Power consumption :	N/A
Weight :	35kg
Size :	0,9 x 0,9 x 1,2m 0,8 x 0,3 x 0,4m (disassembled)

MAIN FEATURES :

- Simple fixture for manual tire fitting
- No electricity and compressed air required
- Tight-fitting tyres such as tubeless tyres can be fitted to the rim with ease
- Easy to move (on rollers)

OPTION :







- Standalone inflating system



With more than 50 years of experience, **Mach1 Machinery** has given way to **Bikebotix** to offer you an even more comprehensive offer.

A global presence
French know-how 1971



-  **WHEEL BUILDING**
-  **MOTORCYCLE WHEEL BUILDING**
-  **RIM MANUFACTURING**
-  **BIKE ASSEMBLY**
-  **BIKE TOOLS**
-  **DATA MANAGEMENT**

Alongside expert and highly qualified development and customer service team 5 areas of expertise.

Proud to be a major player and a reference partner, BikeBotix exports worldwide solutions based on 4 fundamentals:

INNOVATION, PERFORMANCE, RELIABILITY and FLEXIBILITY.

BIKEBOTIX
SOLUTIONS IN MOTION

294 route des grands bois
74370 Villaz France
+33 450 220 639
machines@bikebotix.com
www.bikebotix.com